



SLP-5

Main Features

- Improved operator safety, ergonomics and comfort
- Super low vehicle height of 1 500 mm
- Best in class loading performance
- ROPS / FOPS certified canopy
- Extremely robust frame and system design resulting in lowest operating cost
- Customized buckets optimized for hard rock applications available
- Excellent Traction
- Separate brake flushing circuit
- PDS (Personnel Detection System) interface



SLP-5

MAIN DIMENSIONS

Length (tramming position)	7 325 mm
Length (loading position)	7 569 mm
Width (at cabin)	2 382 mm
Width (at drive unit)	1 904 mm
Width (at bucket)	2 208 mm
Height, laden (above drive unit)	1 353 mm
Height, laden (above driver's canopy)	1 506 mm
Max. tipping height	428 mm
Bucket capacity (SAE heaped/SG Specific)	1.8 m ³

ENGINE

Manufacturer	Deutz
Type	F6L0914 EMR2
Design	Air cooled diesel engine
Power	88 kW / 2 300 rpm
Air intake system	Dry air filter
Exhaust system	Silencer and CAT
Starter power / voltage	4.0 kW / 24 V
Emission Standard	EPA Tier 2/EU Stage II

ENGINE OPTION

Water cooled diesel	Cummins QSB 4.5 97kW@2300rpm Tier 3/Stage III
---------------------	---

DRIVE TRAIN

Torque Converter	
Manufacturer	Dana
Type	Series 270
Design	Single Stage
Power Shift Transmission	
Manufacturer	Rogelberg
Type	Series RT 20 000, Modulation
Design	Three forward and Reverse

WEIGHTS

Operating weight	16 370 kg
Payload capacity	5 000 kg
Front axle load, empty	8 930 kg
Rear axle load, empty	7 440 kg
Front axle load, loaded	14 620 kg
Rear axle load, loaded	6 710 kg

WHEELS AND TIRES

Front wheels	
Rim size	10.0 x 24
Tire size	12.0 x 24
Tire pressure	8.5 ± 0.1 bar
Rear wheels	
Rim size	10.0 x 24
Tire size	12.0 x 24
Tire pressure	8.5 ± 0.1 bar

BRAKES

Design Service	Multi disk spring brake (SAHR) Hydr. actuated, ext. cooled
Design Parking	Multi disk spring brake (SAHR) Hydr. actuated, ext. cooled

AXLES

Front axle	Rigid planetary axle
Manufacturer	Kessler
Type	D81 P4895-NLB-FS (82.9929.3)
Differential	Limited Slip
Rear axle	Rigid planetary axle +/-8°
Manufacturer	Kessler
Type	D81 P4898-NLB-FS (82.9930.3)

ELECTRICAL EQUIPMENT

Operating voltage	24 V
Battery	2 x 12 V / 44 Ah
Canbus Controller	Optional
CAS/PDS Interface	Optional

LIGHTING SYSTEM

Headlights - LED Type	4 x 73 W
Reverse lights - LED Type	4 x 73 W
Navigation lights x 4	Red and Green
Spot Lights - LED Type	2 x 40 W

DUMP / HOIST HYDRAULIC SYSTEM

Pump displacement volume	30.5 cm ³ /rev
System pressure at dump cylinder	210 bar
System pressure at hoist cylinder	230 bar
Number of hoist cylinders	1
Number of dump cylinders	1
Boom raising time	4.8 s
Bucket raising, from dumping position	5.5 s



STEERING HYDRAULIC SYSTEM

Pump displacement volume	20.3 + 30.5 cm ³ /rev
System pressure	150 bar
Number of steering cylinders	1

FILLING VOLUMES

Fuel tank	150 l
Hydraulic tank	190 l
Engine with oil filter	16 l
Torque converter / power shift transmission circuit	23 l
Front axle differential	19 l
Front axle planetary gear	2 x 4.2 l
Rear axle differential	19 l
Rear axle planetary gear	2 x 4.2 l
Header tank (W/C)	0 l
Brake flushing tank	20 l



TRAMMING CAPACITIES

Max. tramming speed (laden fwd/rev, on level road)	
1st gear	4.0 +/- 0.2 km/h
2nd gear	8.0 +/- 0.2 km/h
3rd gear	21.5 +/- 0.2 km/h
Maximum admissible gradient	28%
Maximum transverse slope	15%
Maximum tractive effort	123 kN
Breakout force	128 kN
Ambient operating temperatures	-20 to +53°C
Standard Operating Altitude (Tier 2 & 3)	-1 500 to + 4 000 m

STEERING CAPACITIES

Design	Hydraulic articulated joystick steering
Steering angle	± 40°
Outer turn radius Right	5 588 ± 200 mm
Inner turn radius Right	3 047 ± 200 mm
Outer turn radius Left	5 588 ± 200 mm
Inner turn radius Left	2 939 ± 200 mm

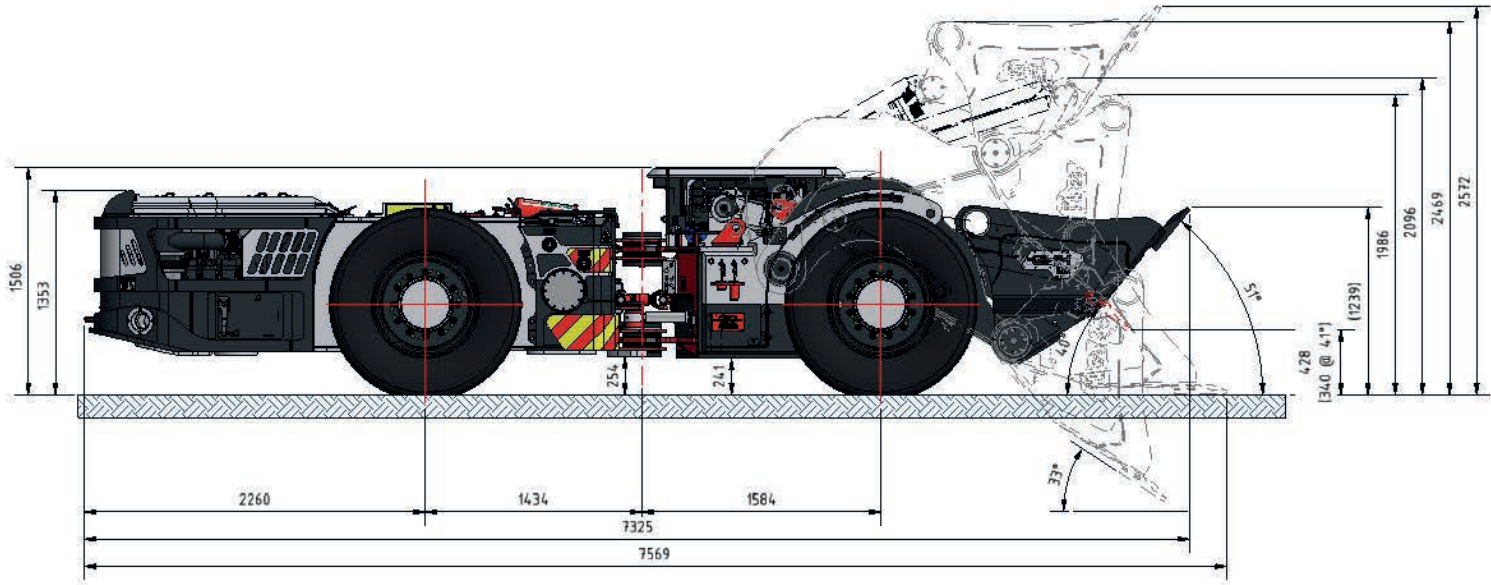
OPTIONS

Automation Ready
Fire suppression system manual / auto
Spare rim and tire
Tire pressure monitoring (TPMS)
Personnel detection system (PDS)
DPF exhaust system (Tier 3)
Emergency steering (CEN)

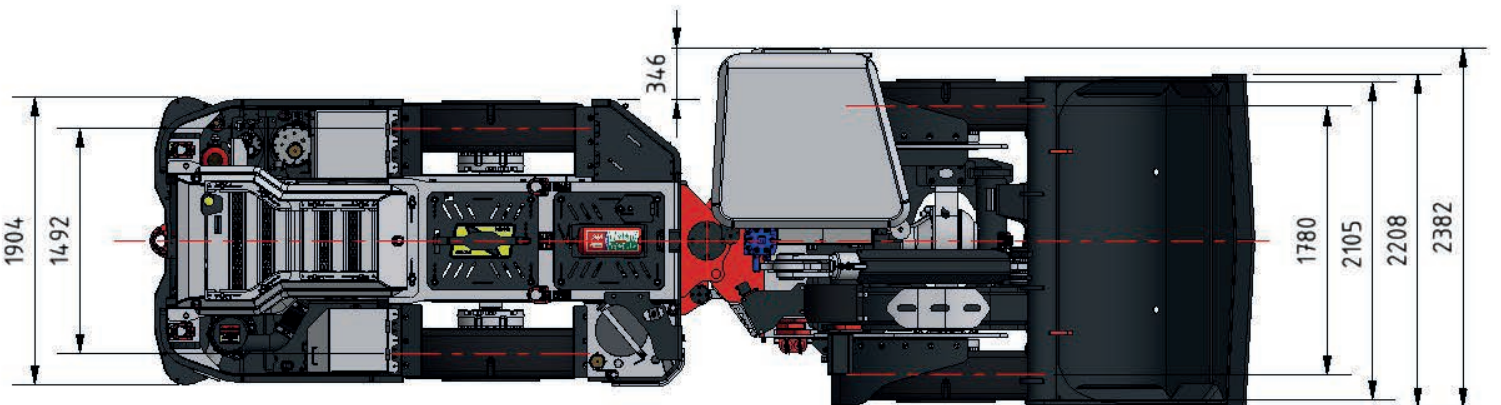
BUCKET OPTIONS


1.8 m ³	Optional GET
2.2 m ³	Optional GET

Side View

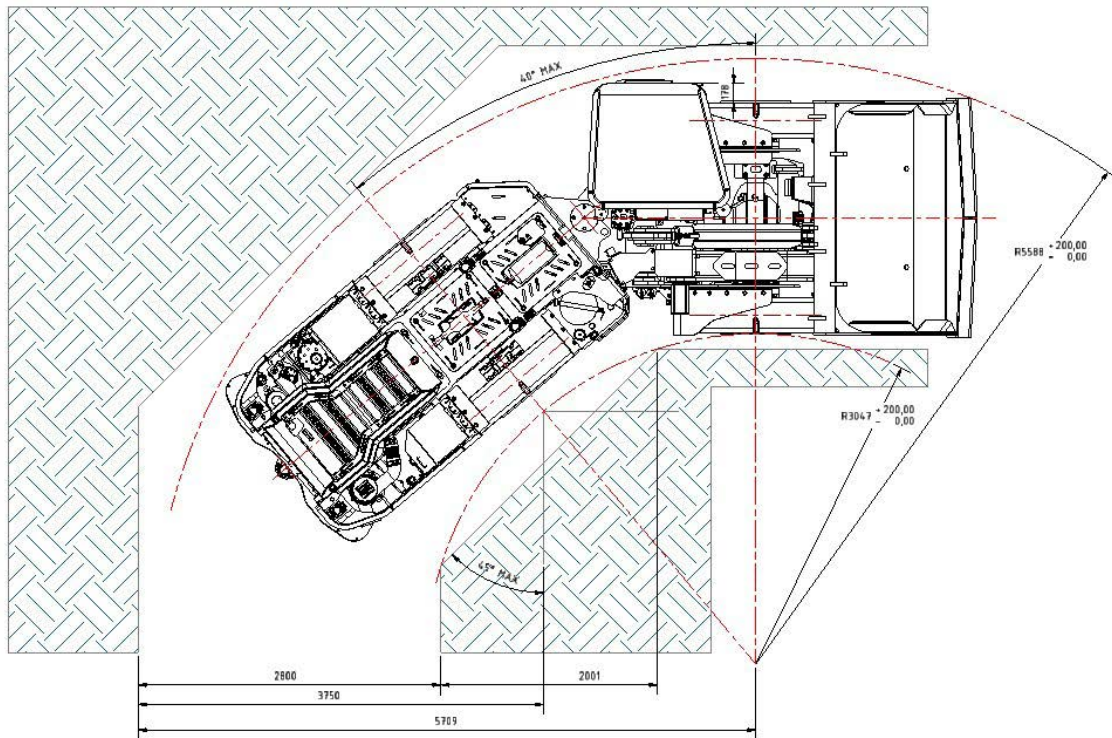


Top View



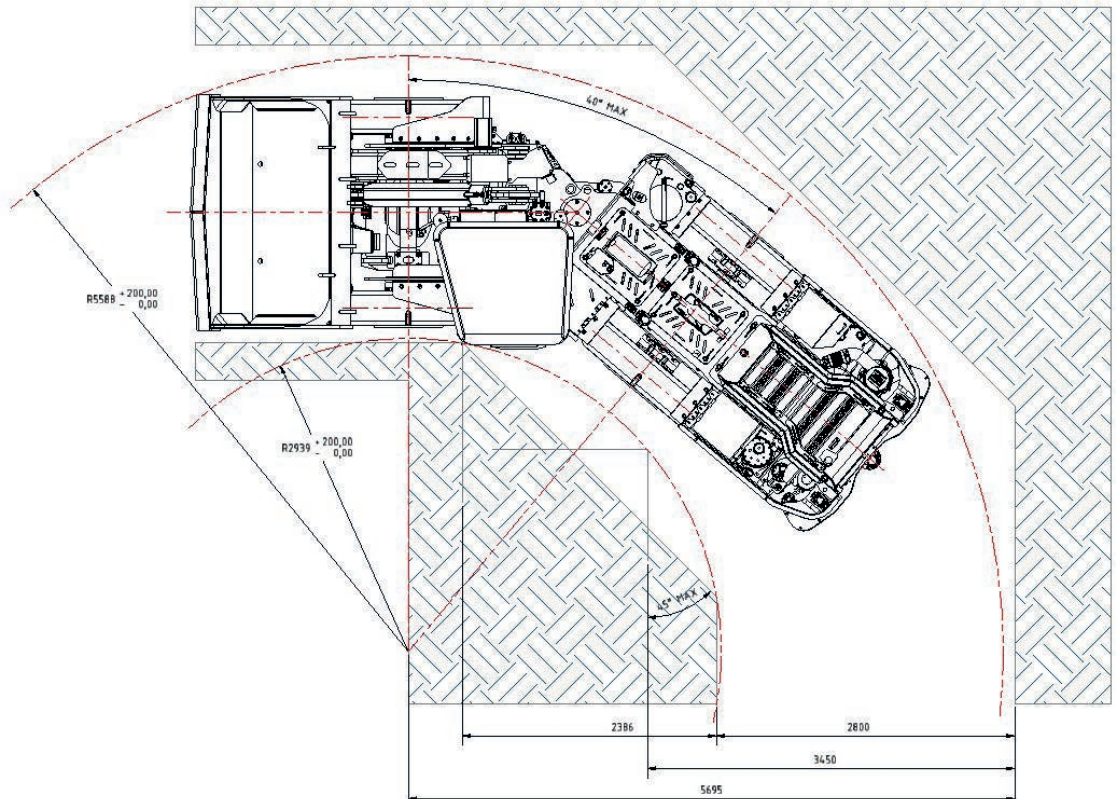


Right Turn

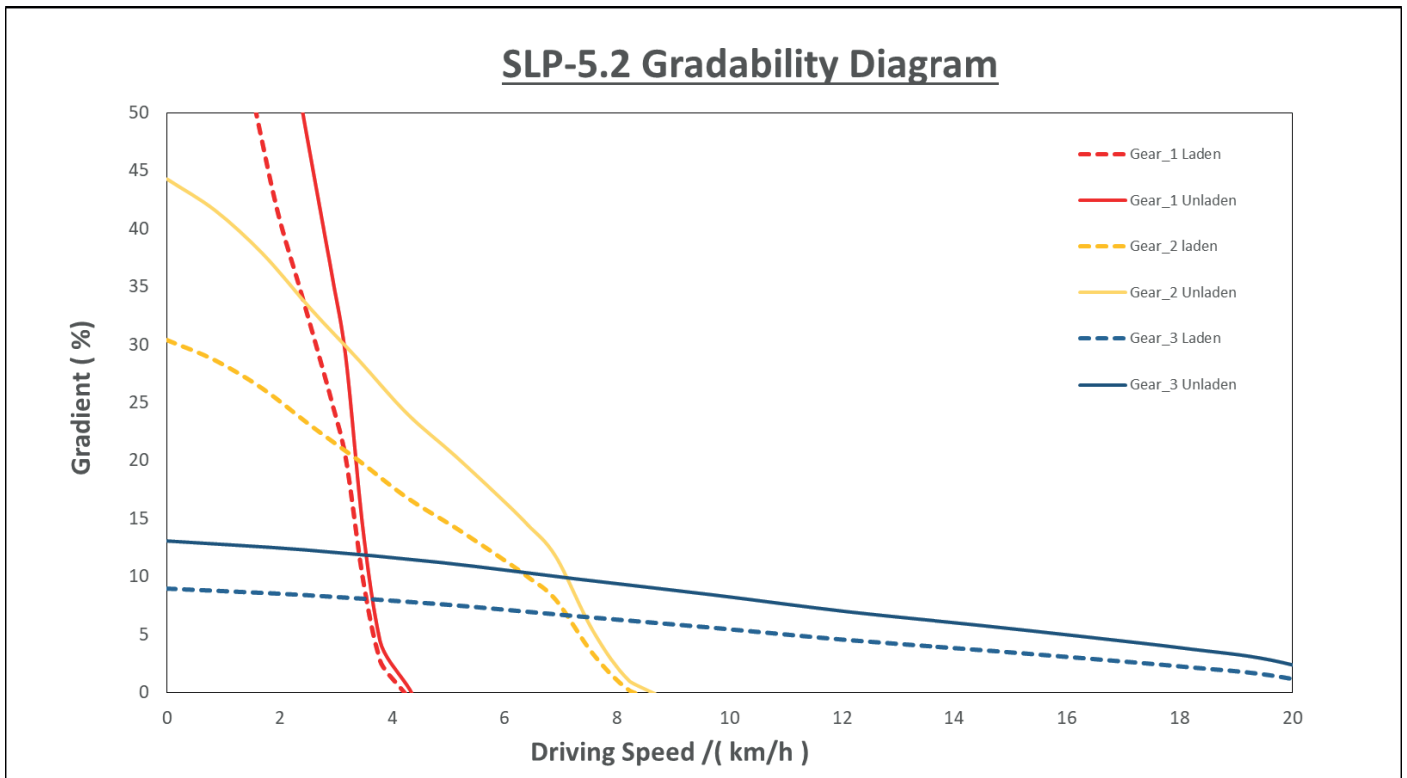




Left Turn



Gradeability Diagram





GHH

SOLID AS A ROCK

GHH Fahrzeuge GmbH
Emscherstr. 53
45891 Gelsenkirchen

Tel: +49 (0) 209 38907-0
Fax: +49 (0) 209 38907-109

E-Mail: info@ghh-fahrzeuge.de
Web: www.ghh-fahrzeuge.de

GHH Mining Machines
92 Kirschner Road
1459 Boksburg

Tel: +27 (0) 11 896 0600
Fax: +27 (0) 11 896 0603

E-Mail: sales@ghhmm.co.za
Web: www.ghhmm.co.za